

# JAIN VISHVA BHARATI INSTITUTE


## CASH FLOW STATEMENT

Particulars	Year Ended 31st March, 2024		Year ended 31st March, 2023	
<b>A: CASH FLOW FROM OPERATING ACTIVITIES</b>				
Surplus / (Deficit) as per Income and expenditure account		4,93,65,771		3,30,08,376
Adjustments for :				
Depreciation	1,10,02,154		75,08,086	
Interest Income	(3,40,72,031)		(2,84,94,915)	
Donation	(61,78,355)		(1,05,01,000)	
Profit on Sale of Fixed Assets	-		(1,03,047)	
Revenue Grants equivalent to depreciation on assets acquired out of grants	(30,03,324)	(3,22,51,556)	(34,07,336)	(3,49,98,212)
<b>Operating Profit / (Loss) before working capital changes</b>		<b>1,71,14,216</b>		<b>(19,89,836)</b>
Adjustments for changes in working capital				
Sundry Debtors	14,15,695		7,04,940	
Stocks	18,743		1,74,409	
Capital WIP	6,81,94,328		(3,05,67,876)	
Other Current Assets	23,69,221		24,42,839	
Loans & Advances	(73,62,681)		14,50,793	
Current Liabilities (excluding unutilised grant- in- aid)	(17,32,809)	6,29,02,497	(31,13,240)	(2,89,08,135)
<b>Cash used in operations</b>		<b>8,00,16,713</b>		<b>(3,08,97,972)</b>
<b>B :CASH FLOW FROM INVESTING ACTIVITIES</b>				
Purchase of Fixed Assets (excluding received in kind)	(8,00,33,136)		(17,73,412)	
Investment Made (Net)	(4,25,48,817)		(4,45,52,749)	
Interest /Dividend received	3,40,72,031		2,84,94,915	
Donation received - (excluding received in kind)	61,78,355		1,02,31,335	
Donation received -Specific funds	(10,84,205)		4,75,400	
Grants received for purchase of assets	-		-	
Sale proceeds of fixed assets	-		3,10,000	
	(8,34,15,772)		(68,14,511)	
Add: closing balance of unutilised grant- in- aid	1,35,601		-	
	(8,32,80,171)		(68,14,511)	
Less: opening balance of unutilised grant- in- aid	-		-	
<b>Net cash generated from investing activity</b>		<b>(8,32,80,171)</b>		<b>(68,14,511)</b>
<b>Net increase in cash and cash equivalents ( A + B )</b>		<b>(32,63,459)</b>		<b>(3,77,12,482)</b>
Cash and cash equivalents (Opening Balance)		2,44,54,396		6,21,66,879
Cash and cash equivalents (Closing Balance)		2,11,90,938		2,44,54,396

**Note-1: The above cash flow statement has been prepared under the " Indirect Method" as set out in the Accounting Standard (AS-3) on Cash Flow Statements issued by Institute of Chartered Accountants of India.**

The accompanying notes are an integral part of the Financial Statements.

As per our Report of even date  
For N. K. Borar & Company  
Chartered Accountants


  
(Surendra Shah)  
Proprietor  
M.No. 073411



  
(Rakesh Kumar Jain)  
Finance Officer

  
(Dr. Ajay Pal Kaushik)  
Registrar

For and on behalf of the board  
Jain Vishva Bharati Institute

  
(B. R. Dugar)  
Vice Chancellor

Place Jaipur  
Date

## SUMMARY OF SIGNIFICANT ACCOUNTING POLICIES

### Policy of Preparation of Financial Statements

Financial statements are prepared in accordance with Indian Generally Accepted Accounting Principles (GAAP) under the historical cost convention on the accrual basis. Accounting policies have been consistently applied.

### Policy of Estimates

Preparation of the financial statements in conformity with GAAP requires the management to make estimates and assumptions that affect the reported balances of assets, liabilities and disclosures relating to contingent liabilities at the date of financial statement and reported amount of the income and expenditure during the period. Examples of such estimates include provisions for doubtful debts, future obligations under employee gratuity plan, employee leave encashment, useful life of intangible assets etc. Accounting estimates could change from period to period. Actual results could differ from those estimates. Appropriate changes in estimates are made as the management becomes aware of changes in circumstances surrounding the estimates. Management periodically assesses using external and internal sources whether there is an indication that an asset may be impaired. An impairment loss is recognized whenever the carrying value of an asset exceeds its recoverable value.

### Revenue Recognition

Revenue is primarily derived from realization of fees from students, grants from regulatory authorities & others, donations and return on investments.

- (1) Fees is recognized when it becomes due from students.
- (2) Interest is recognized using time proportion method based on rates implicit in the transaction. Dividend income is recognized when the institute's right to receive dividend is established.
- (3) Grants from Government / UGC / other agencies is accounted as under:
  - (I) Government grants/ UGC grants/ grants from other agencies related to depreciable fixed assets are treated as Deferred Income and is recognized in the income & expenditure statement on a systematic and rational basis over the useful life of the assets i.e. such grants are allocated to income over the periods and in the proportion in which depreciation on these assets is charged.
  - (II) Grants related to non-depreciable assets are credited to Capital reserve, as there are usually no charges to income in respect of such assets.
  - (III) Capital Grants not covered by (i) and (ii) above are credited to Corpus Fund.
  - (IV) Grants related to revenue are recognized on a systematic basis in the "income and expenditure account" over the periods necessary to match them with the related costs, which they are intended to compensate. Such grants are shown separately under "Revenue Grants Received" account. Utilized grants appear as a current liability.
  - (V) A contingency related to a Grant is disclosed as a contingent liability by way of a note in accordance with Accounting Standard (AS-29) - "Provision for contingent Assets and Liabilities".
  - (VI) Grants available to the Institute are considered for inclusion in the accounts;
    - (a) When there is reasonable assurance that the University will comply with the conditions attached to them; and
    - (b) The Grant will be received.
  - (VII) Proceeds of sale of assets acquired out of Grant received from UGC is credited to unutilized Grant a/c and written down value of such assets is debited to Deferred Income a/c and credited to relevant asset a/c.
- (4) Donation in cash or kind is recognized on the basis of actual receipt and is accounted for as General/Specific/Corpus Donation in accordance with the directions of the Donor.

### Provisions and Contingent Liabilities

A provision is recognized if, as a result of past event, the Institute has a present legal obligation that can be estimated reliably, and it is probable that an outflow of cash will be required to settle the obligation. Provisions are determined by the best estimates of the outflow of cash required to settle the obligation at the balance sheet date. Where no reliable estimates can be made, a disclosure is made as contingent liability. A disclosure for contingent liability is also made where there is a possible obligation or a present obligation that may, but probably will not, require an outflow of resources. Where there is a possible obligation or present obligation in respect of which the likelihood of outflow of resources is remote, no provision or disclosure is made.

### Property, Plant & Equipment

Property, Plant & Equipment are stated at cost less accumulated depreciation and impairments if any. Property, Plant & Equipment received as donation in kind are accounted for at estimated realizable value as determined by the management on rational basis at the time of its receipt.

Capital work-in-progress comprises outstanding advances paid to acquire Property, Plant & Equipment and the cost of Property, Plant & Equipment that are not yet ready for their intended use at the balance sheet date.

Intangible assets are recorded at consideration paid for acquisition of such assets and are carried at cost less accumulated amortization and impairment.

### Depreciation and Amortization

- (I) Depreciation on Property, Plant & Equipment/amortization of intangible assets is provided on written down value method at rates specified in appendix I of Income-tax Rules 1962 read with Section 32 of Income Tax Act 1961.
- (II) Depreciation on Property, Plant & Equipment acquired out of grants received from UGC and from other various government organizations on account of project grant is charged to income & expenditure account and amount equivalent to depreciation is transferred from Deferred Income account to "Revenue Grants Received" account.

### Retirement Benefit to Employees

- (I) **Gratuity** : The Institute provides defined benefit plan of gratuity in accordance with the payment of gratuity on the basis of Actual Valuation done under 'Project Unit Credit Method' by LIC of India. The Institute, every year, through gratuity trust set up by the institute, contributes to Group Gratuity scheme managed by LIC of India.
- (II) **Provident Fund** : Eligible employees receive benefits from provident fund which is a defined benefit plan. Both the Employee and Institute make monthly contribution to the provident fund plan equal to specified percentage of the covered employees salary.
- (III) **Leave Encashment** : The employees of the Institute are entitled to leave encashment in respect of accumulated leave. The liability towards leave encashment is administered by the Life Insurance Corporation of India.

### Taxation

The institute's income is exempt from levy of income tax as per the provisions of prevailing taxation laws. Accordingly, no provision for income tax/deferred tax is required.

21/09/24

21/9/24

Rajeev



**1.9 Valuation of Stock**

Valuation of Stocks of books (other than library books) and stores is valued at the lower of cost or net realizable value. In case of books, net realizable value is estimated at 50% of the printed price.

**1.10 Investments**

Fixed deposits with banks or others, permitted under income tax laws are also classified as investments. Management considers all type of investment as long term investments unless otherwise stated and same are carried at cost less provision recorded to recognize any decline, other than temporary, in the carrying value of each investment.

**1.11 Cash & Cash Equivalents:**

Cash & Cash Equivalents includes cash in hand and demand deposits with banks.

**1.12 Impairment:**

In accordance with AS 28 'Impairment of Assets' issued by the ICAI, the carrying amounts of the Institute's assets are reviewed at each Balance Sheet date to determine whether there is any impairment. The recoverable amount of the assets is estimated as the higher of its net selling price and its value in use. An impairment loss is recognized whenever the carrying amount of an asset or a cash generating unit exceeds its recoverable amount. Impairment loss is recognized in the Statement of Profit and Loss.

Note: 2 The figures have been rounded off to nearest rupee.

**Note: 3 CAPITAL FUNDS**

Particulars	As at 31st March 2024				As at 31st March 2023			
	Opening Balance	Additions during the year	Transfer to Other Heads	Closing Balance	Opening Balance	Additions during the year	Transfer to Other Heads	Closing Balance
<b>(A) Corpus Fund</b>								
From UGC	37,596,258	-	-	37,596,258	37,596,258	-	-	37,596,258
From Others	78,612,057	-	-	78,612,057	78,612,057	-	-	78,612,057
<b>Total (A)</b>	<b>116,208,315</b>	<b>-</b>	<b>-</b>	<b>116,208,315</b>	<b>116,208,315</b>	<b>-</b>	<b>-</b>	<b>116,208,315</b>
<b>(B) Specific Funds</b>								
U Magazine Fund	500,000	-	-	500,000	500,000	-	-	500,000
Alumini Fund (Education)	1,126,000	-	-	1,126,000	1,026,000	100,000	-	1,126,000
Chair Fund	1,500,000	-	-	1,500,000	1,500,000	-	-	1,500,000
Almirah Fund	60,000	-	-	60,000	60,000	-	-	60,000
Scholarship Fund	5,408,049	-	-	5,408,049	5,408,049	-	-	5,408,049
Archives of Jain Heritage	225,000	-	-	225,000	225,000	-	-	225,000
Auditorium Fund	2,100,000	-	-	2,100,000	2,100,000	-	-	2,100,000
Seed Fund	1,100,000	-	-	1,100,000	1,100,000	-	-	1,100,000
Publication Fund	1,552,000	-	-	1,552,000	1,552,000	-	-	1,552,000
Amrit Mahotsav Lecture Fund	500,000	-	-	500,000	500,000	-	-	500,000
Acharya Tulsi Memorial Lecture Fund	464,000	-	-	464,000	464,000	-	-	464,000
Building Fund	12,882,000	-	-	12,882,000	12,882,000	-	-	12,882,000
Staff Welfare Fund	113,821	-	-	113,821	113,821	-	-	113,821
Tulsi Pragya Life Membership Fee	115,070	-	-	115,070	115,070	-	-	115,070
Women's Hostel Fund	10,000,000	-	-	10,000,000	10,000,000	-	-	10,000,000
Projector Fund	351,000	-	-	351,000	351,000	-	-	351,000
Computer Fund	455,100	-	-	455,100	455,100	-	-	455,100
Bus Fund	2,900,000	-	-	2,900,000	2,900,000	-	-	2,900,000
Sita Devi Saraogi Memorial Fund	500,000	-	-	500,000	500,000	-	-	500,000
AKKM Building Fund	43,672,730	-	-	43,672,730	43,672,730	-	-	43,672,730
Vehicle Fund	3,500,000	-	-	3,500,000	3,500,000	-	-	3,500,000
Book Bank Fund	1,084,205	-	1,084,205	-	708,805	375,400	-	1,084,205
Education Fund	35,707,707	-	-	35,707,707	35,707,707	-	-	35,707,707
Research Fund	100,000	-	-	100,000	100,000	-	-	100,000
Lecture Series	1,500,000	-	-	1,500,000	1,500,000	-	-	1,500,000
Mahapragya Award (BMIRC)	51,000	-	-	51,000	51,000	-	-	51,000
Acharya M. Medical Coll. & Hospital Yoga	39,200,000	-	-	39,200,000	39,200,000	-	-	39,200,000
<b>Total (B)</b>	<b>166,667,682</b>	<b>-</b>	<b>1,084,205</b>	<b>165,583,477</b>	<b>166,192,282</b>	<b>475,400</b>	<b>-</b>	<b>166,667,682</b>
<b>Total Capital Funds</b>			<b>Total (A+B)</b>	<b>281,791,792</b>				<b>282,875,997</b>

**Note: 4 RESERVES & SURPLUS**

Particulars	As at 31st March 2024	As at 31st March 2023
<b>General Fund</b>		
Opening Balance	248,808,781	215,800,405
Add: Net Surplus/(Deficit) transferred from Statement of Income & Expenditure	49,365,771	33,008,376
<b>Total Reserves &amp; Surplus</b>	<b>298,174,553</b>	<b>248,808,781</b>


**Note: 5 DEFERRED INCOME**

Particulars	As at 31st March 2024	As at 31st March 2023
Balance as per Last Account	27,037,990	30,445,326
Less: Depreciation For The Year [as per Note 9 (I)]	(2,961,502)	(3,358,607)
Less: Depreciation For The Year [as per Note 9 (III)]	(15,909)	(18,550)
Less: Depreciation For The Year [as per Note 9 (IV)]	(25,913)	(30,179)
<b>Total Deferred Income</b>	<b>24,034,666</b>	<b>27,037,990</b>

M  
21/09/24

Shankar  
21/9/24

Rupam



Note:6 OTHER LONG TERM LIABILITIES

Particulars	As at 31st March 2024	As at 31st March 2023
Security Deposit (Payable)		7,863,8
<b>Total Other Long Term Liabilities</b>	<b>5,217,460</b>	<b>7,863,8</b>

Note: 7 TRADE PAYABLES

Particulars	As at 31st March 2024	As at 31st March 2023
Sundry Creditors for Expenses	1,748,456	1,731,7
Payable to Staff	47,608	24,0
<b>Total Trade Payables</b>	<b>1,796,064</b>	<b>1,755,8</b>

Note: 8 OTHER CURRENT LIABILITIES

Particulars	As at 31st March 2024	As at 31st March 2023
<b>Statutory Dues Payable</b>		548,576
TDS Payable	496,230	5,283
EDLI Payable	5,538	20,798
ESI Payable	20,080	528,577
CPF Payable	564,208	1,103,2
Temporary Book Over Draft (With Canara Bank)	-	369,4
Advance for Book Bank	1,229,496	-
Unutilized Grant-in-Aid	135,601	95,4
Payable to Students	125,864	1,568,1
<b>Total Other Current Liabilities</b>	<b>2,577,017</b>	

Note:10 NON CURRENT INVESTMENTS

Particulars	As at 31st March 2024	As at 31st March 2023
<b>Fixed Deposit with Scheduled Banks</b>		119,129,831
Punjab National Bank, Ladnun	153,562,945	-
ICICI Bank, Ladnun	25,000,000	178,562,945
<b>Bonds of Public Sector Undertakings / Govt. of India</b>		20,000,000
10.75% IFCI Bond	20,000,000	1,965,476
09.75% IFCI Perpetual Bond	1,965,476	997,241
09.98% IFCI Perpetual Bond	997,241	4,109,040
10.24% IFCI Factors Ltd. Bond	-	10,460,130
11.70% Indian Overseas Perpetual Bond	-	10,155,000
08.44% Indian Bank Prep. Bond	10,155,000	4,094,072
09.00% Union Bank Bond	4,094,072	10,193,000
08.70% Union Bank Prep. Bond	10,193,000	20,660,000
09.30% Bank of India Prep. Bond	20,660,000	10,340,000
09.48% Punjab National Bank Housing Finance Bond	-	7,392,000
09.55% Canara Bank Prep. Bond	7,392,000	5,002,560
09.15% Punjab National Bank Perpetual Bond	5,002,560	16,239,957
11.70% IOB Bond	-	10,781,170
11.70% IOB Perpetual Bond	-	9,844,580
08.30% Canara Bank Prep. Bond	9,844,580	10,165,000
08.44% Indian Bank Prep. Bond	10,165,000	20,222,320
08.50% PNB AT1 Prep. Bond	20,222,320	9,989,800
08.60% Punjab National Bank Prep. Bond	9,989,800	9,782,830
08.64% Union Bank of India Prep. Bond	9,782,830	-
07.73% State Bank of India Prep. Bond	9,954,000	-
07.74% State Bank of India Prep. Bond	4,981,000	-
08.25% Bank of Baroda Prep. Bond	10,029,000	-
08.50% Bank of Baroda Prep. Bond	10,082,000	10,085,630
09.04% Bank of India Prep. Bond	10,085,630	13,474,500
09.15% Punjab National Bank Prep. Bond	13,474,500	20,725,840
09.30% Bank of India Prep. Bond	20,725,840	2,036,064
09.50% IDBI Bank Prep. Bond	2,036,064	10,571,650
09.55% Canara Bank Perp. Bond	10,571,650	10,159,711
09.50% IDBI Bank Perp. Bond	10,159,711	242,563,274
<b>Total Non Current Investments</b>	<b>421,126,219</b>	<b>378,577,40</b>

Note:11 OTHER NON - CURRENT ASSETS

Particulars	As at 31st March 2024	As at 31st March 2023
<b>Unsecured, considered good</b>		128,300
Security Deposit (Receivable)	128,300	128,300
<b>Total Other Non - Current Assets</b>	<b>128,300</b>	<b>128,300</b>

Note:12 INVENTORIES

Particulars	As at 31st March 2024	As at 31st March 2023
<b>Inventory at the end of the year</b> (As taken, valued & certified by the management)		680,45
Books & Publications	661,716	680,45
<b>Total Inventories</b>	<b>661,716</b>	<b>680,45</b>

H  
21/09/24

Deewan  
21/9/24

Ryupar



**Note 9 (i) of Property, Plant & Equipment acquired out of grants received from UGC annexed to and forming part of Balance sheet as on 31st March, 2024**

**Jain Vishva Bharati Institute, Ladnun**

Particulars	Gross Block				Depreciation				Net Block		
	As at 01.04.2023	Upto Sep.	After Sep.	Deduction	As at 31.03.2024	Upto 01.04.2023	Depreciation for the year	On Deduction	Total Upto 31.03.2024	As At 31.03.2024	As At 31.03.2023
<b>TANGIBLE ASSETS</b>											
Building	6,55,06,416	-	-	-	6,55,06,416	4,53,36,250	20,17,017	-	4,73,53,267	1,81,53,149	2,01,70,166
Furniture & Fixtures	29,86,337	-	-	-	29,86,337	19,92,538	99,381	-	20,91,919	8,94,418	9,93,799
Plant & Machinery	55,45,331	-	-	-	55,45,331	46,46,790	1,34,781	-	47,81,571	7,63,760	8,98,541
Vehicles	6,285	-	-	-	6,285	6,235	8	-	6,243	42	50
Office Equipments	1,44,59,761	-	-	-	1,44,59,761	1,10,71,378	5,08,258	-	1,15,79,636	26,80,125	33,88,383
Computer Hardware	89,72,624	-	-	-	89,72,624	89,16,674	22,379	-	89,39,053	33,571	55,950
Library & Other Books	78,90,656	-	-	-	78,90,656	67,39,129	1,72,729	-	69,11,858	9,78,798	11,51,527
Digitization of Manuscript	3,10,687	-	-	-	3,10,687	2,89,349	3,201	-	2,92,550	18,137	21,338
Sub Total (A)	10,56,78,097	-	-	-	10,56,78,097	7,89,98,343	29,57,754	-	8,19,56,097	2,37,22,000	2,66,79,754
<b>INTANGIBLE ASSETS</b>											
Computer Software	12,46,937	-	-	-	12,46,937	12,37,566	3,748	-	12,41,314	5,623	9,371
Sub-Total (B)	12,46,937	-	-	-	12,46,937	12,37,566	3,748	-	12,41,314	5,623	9,371
Total (A+B)	10,69,25,034	-	-	-	10,69,25,034	8,02,35,909	29,61,502	-	8,31,97,411	2,37,27,623	2,66,89,125
Previous year	10,84,46,823	-	-	15,21,789.00	10,69,25,034	7,81,92,138	33,58,607	13,14,836.00	8,02,35,909	2,66,89,125	3,02,54,685



Note 9 (ii) of Property, Plant & Equipment acquired out of University Funds, annexed to and forming part of Balance sheet as on 31st March, 2024

Jain Vishva Bharati Institute, Ladnun

Particulars	Gross Block				Depreciation				Net Block		
	As at 01.04.2023	Upto Sep.	After Sep.	Deduction	As at 31.03.2024	Up to 01.04.2023	Depreciation for the year	On Deduction	Total Up to 31.03.2024	As At 31.03.2024	As At 31.03.2023
<b>TANGIBLE ASSETS</b>											
Land (Freehold)	94,58,018	-	-	-	94,58,018	-	-	-	-	94,58,018	94,58,018
Building	7,77,58,041	-	6,71,67,718	-	14,49,25,759	5,66,78,636	54,66,327	-	6,21,44,963	8,27,80,796	2,10,79,405
Furniture & Fixture	1,23,44,687	-	27,16,034	-	1,50,60,721	89,59,613	4,74,308	-	94,33,921	56,26,800	33,85,074
Plant & Machinery	31,42,129	-	1,29,679	-	32,71,808	26,54,643	82,848	-	27,37,491	5,34,317	4,87,486
Medical Equipments	-	-	55,52,483	-	55,52,483	-	4,16,437	-	4,16,437	51,36,046	-
Vehicles	1,06,88,250	4,34,430	2,96,233	-	1,14,18,913	60,53,100	7,82,653	-	68,35,753	45,83,160	46,35,150
Office Equipments	39,70,789	10,600	27,00,092	-	66,81,481	29,22,731	3,61,310	-	32,84,041	33,97,440	10,48,058
Computer Hardware	14,84,766	-	3,49,800	-	18,34,566	11,89,946	1,87,888	-	13,77,834	4,56,732	2,94,820
Computer Lab	4,17,627	-	-	-	4,17,627	4,17,608	8	-	4,17,616	11	19
Library & Other Books	27,70,562	761	5,76,776	-	33,48,099	17,36,262	1,98,517	-	19,34,779	14,13,320	10,34,300
Digitization of Manuscript	1,71,898	-	-	-	1,71,898	1,60,596	1,695	-	1,62,291	9,607	11,302
Sub-total (A)	12,22,06,768	4,45,791	7,94,88,815	-	20,21,41,374	8,07,73,135	79,71,991	-	8,87,45,126	11,33,96,248	4,14,33,633
<b>INTANGIBLE ASSETS</b>											
Web Based learning project	60,00,000	-	-	-	60,00,000	59,99,971	12	-	59,99,983	17	29
Firewall	1,65,680	-	-	-	1,65,680	1,52,797	5,153	-	1,57,950	7,730	12,883
Software Digital Library	47,200	-	-	-	47,200	42,306	1,958	-	44,264	2,936	4,894
Computer Software	2,73,670	-	98,530	-	3,72,200	2,73,644	19,716	-	2,93,360	78,840	26
Sub-total (B)	64,86,550	-	98,530	-	65,85,080	64,68,718	26,839	-	64,95,557	89,523	17,832
<b>CAPITAL WORK IN PROGRESS</b>											
(a) Tangible Assets											
Staff Quarter	-	-	42,62,196	-	42,62,196	-	-	-	-	42,62,196	-
Acharya Mahaprajna Medical College & Hospital of Naturopathy and Yoga:											
(Not put to use, No Depreciation Charged)											
Building	6,35,50,354	23,89,888	12,27,476	6,71,67,718	-	-	-	-	-	-	6,35,50,354
Electric Appliances	2,73,552	-	-	2,73,552	-	-	-	-	-	-	2,73,552
Furniture & Fixtures	24,25,670	2,83,027	7,337	27,16,034	-	-	-	-	-	-	24,25,670
Medical Equipments	42,81,423	66,082	12,04,978	55,52,483	-	-	-	-	-	-	42,81,423
Office Equipments	22,24,065	75,546	53,200	23,52,811	-	-	-	-	-	-	22,24,065
(b) Intangible Assets											
ERP Software	2,98,540	-	2,98,540	-	5,97,080	-	-	-	-	5,97,080	2,98,540
Sub-total (C)	7,30,53,604	28,14,543	70,53,727	7,80,62,598	48,59,276	-	-	-	-	48,59,276	7,30,53,604
Total	20,17,46,922	32,60,334	8,66,41,072	7,80,62,598	21,35,85,730	8,72,41,853	79,98,830	-	9,52,40,683	11,83,45,047	11,45,05,069
Previous Year	16,91,35,969	48,04,783	2,78,06,170	-	20,17,46,922	8,31,41,103	41,00,750	-	8,72,41,853	11,45,05,069	8,59,94,866



**Jain Vishva Bharati Institute, Ladnun**  
**Note 9 (iii) of Property, Plant & Equipment acquired out of Project Grants (from other than UGC and DEC), annexed to and forming part of Balance sheet as on 31st March, 2024**

Particulars	Gross Block				Depreciation				Net Block			
	As at 01.04.2023	Upto Sep.	Addition	After Sep.	Deduction	As at 31.03.2024	Up to 01.04.2023	Depreciation for the year	On Deduction	Total Up to 31.03.2024	As At 31.03.2024	As At 31.03.2023
<b>TANGIBLE ASSETS</b>												
Plant & Machinery	90,300	-	-	-	-	90,300	76,830	2,021	-	78,851	11,449	13,470
Computer Hardware	7,75,470	-	-	-	-	7,75,470	7,75,462	2	-	7,75,464	6	8
Library & other Books	2,49,228	-	-	-	-	2,49,228	2,42,773	968	-	2,43,741	5,487	6,455
Furniture	41,000	-	-	-	-	41,000	15,445	2,556	-	18,001	22,999	25,555
Digitization of Manuscript	15,86,081	-	-	-	-	15,86,081	15,17,004	10,362	-	15,27,366	58,715	69,077
<b>Total</b>	<b>27,42,079</b>	<b>-</b>	<b>-</b>	<b>-</b>	<b>-</b>	<b>27,42,079</b>	<b>26,27,514</b>	<b>15,909</b>	<b>-</b>	<b>26,43,423</b>	<b>98,658</b>	<b>1,14,565</b>
Previous year	27,42,079	-	-	-	-	27,42,079	26,08,964	18,550	-	26,27,514	1,14,565	1,33,115



**Note 9 (iv) of Property, Plant & Equipment acquired out of Distance Education Council Grant, annexed to and forming part of Balance sheet as at 31st March, 2024**  
**Jain Vishva Bharati Institute, Ladnun**

Particulars	Gross Block				Depreciation				Net Block		
	As at 01.04.2023	Upto Sep.	After Sep.	Deduction	As at 31.03.2024	Upto 01.04.2023	Depreciation for the year	On Deduction	Total Up to 31.03.2024	As At 31.03.2024	As At 31.03.2023
<b>TANGIBLE ASSETS</b>											
Furniture & Fixture	2,79,162	-	-	-	2,79,162	2,19,334	5,982	-	2,25,316	53,846	59,828
Plant & Machinery	23,940	-	-	-	23,940	22,296	247	-	22,543	1,397	1,644
Office Equipments	5,38,634	-	-	-	5,38,634	4,95,507	6,469	-	5,01,976	36,658	43,127
Computer Hardware	2,36,407	-	-	-	2,36,407	2,36,403	-	-	2,36,403	4	4
Library & Other Books	8,85,444	-	-	-	8,85,444	7,98,482	13,044	-	8,11,526	73,918	86,962
Sub Total(A)	19,63,587	-	-	-	19,63,587	17,72,022	25,742	-	17,97,764	1,65,823	1,91,565
<b>INTANGIBLE ASSETS</b>											
Computer Software	6,49,072	-	-	-	6,49,072	6,48,644	171	-	6,48,815	257	428
Sub-Total (B)	6,49,072	-	-	-	6,49,072	6,48,644	171	-	6,48,815	257	428
Total (A+B)	26,12,659	-	-	-	26,12,659	24,20,666	25,913	-	24,46,579	1,66,080	1,91,993
Previous year	26,12,659	-	-	-	26,12,659	23,90,487	30,179	-	24,20,666	1,91,993	2,22,172



**TRADE RECEIVABLES**

Particulars	As at 31st March 2024	As at 31st March 2023
<b>Unsecured, considered good</b>		
Outstanding for a period exceeding six months from the date they were due for payment	-	-
Other debts	1,621,265	3,036,960
<b>Total Trade Receivables</b>	<b>1,621,265</b>	<b>3,036,960</b>

**Note:14 CASH AND CASH EQUIVALENTS**

Particulars	As at 31st March 2024	As at 31st March 2023
<b>Balances with Banks</b>		
In Current Accounts	3,556,355	1,683,849
In Saving Accounts	17,344,688	22,379,061
Cash In Hand	289,895	391,487
<b>Total Cash and Cash Equivalents</b>	<b>21,190,938</b>	<b>24,454,396</b>

**Note:15 SHORT TERM LOANS & ADVANCES**

Particulars	As at 31st March 2024	As at 31st March 2023
<b>Advances Recoverable in cash or in kind or for value to be received (considered good unless otherwise stated)</b>		
Advance to Others	4,069,097	126,538
Advance to Staff	24,135	-
<b>Balance with Revenue Authorities</b>		
Tax Deducted and Collected at Source	5,812,855	2,416,868
<b>Total Short Term Loans &amp; Advances</b>	<b>9,906,087</b>	<b>2,543,406</b>

**Note:16 OTHER CURRENT ASSETS**

Particulars	As at 31st March 2024	As at 31st March 2023
Grant in Aid Receivable	83,878	698,633
Prepaid Expenses	292,411	338,562
Claim deposited under protest (Refer Note No. 21.2)	7,000,000	7,000,000
Interest Accrued but not due	9,243,329	10,951,644
<b>Total Other Current Assets</b>	<b>16,619,618</b>	<b>18,988,839</b>

**Note:17 REVENUE FROM OPERATIONS**

Particulars	For the year ended 31st March 2024		For the year ended 31st March 2023	
<b>Fees Realised from Students</b>	105,456,440		70,543,334	
(a) Tuition Fee	48,500	105,504,940	68,000	70,611,334
(b) Other Fee		1,383,953		
Amount Realised from Patients (Naturopathy OPD/IPD)				
<b>Total Revenue From Operations</b>		<b>106,888,893</b>		<b>70,611,334</b>

h  
21/09/24

Aravind  
29/9/24

By  
Bhupen



18 OTHER INCOME

Particulars	For the year ended 31st March 2024		For the year ended 31st March 2023	
Donation Received		6,178,355		10,501,000
<b>Interest Received</b>				
On Investments with Banks / PSUs			28,246,635	
On Saving Bank Accounts	33,841,291		156,288	
On Income Tax Refund	230,740		91,992	
		34,072,031		28,494,915
<b>Grant Received for Specific Project &amp; Object</b>				
<b>A) Grant received from Indian Council of Historical Research</b>				
Forgotten History of Jain Freedom Fighters in the struggle for Independence in India			354,842	
<b>B) National Service Scheme of State Govt.</b>	142,000		142,000	
<b>C) National Mission for Manuscripts (MCC)</b>	400,000		800,197	
<b>D) Grant received from Indian Council of Philosophical Research</b>				
Jindasgani Mahttar Dwara Dus Vaikalipik Churni Ka Sampadan Anuwad Evam Atihaishik	274,399		-	
Indian Philosophy Day 2023	30,000		-	
Periodic Lecture 2023	30,000		-	
Sad-Darsana-Samuchaya (Workshop)	560,000		-	
World Philosophy Day 2023	40,000	934,399	-	
<b>E) Grant received from Indian Council of Social Science Research</b>				
Strengthening the Innate Awareness of Affection & Unity : A Quest for Social Peace	150,000		-	
<b>F) Grant received from Gandhi Smriti &amp; Darshan Samiti</b>				
Exploring the Indian Tradition on Non Violent Communication	93,750	1,720,149	-	1,297,039
Grant Transferred from Deferred Income Equivalent to Depreciation for the year		3,003,324		3,407,336
<b>Miscellaneous Income</b>				
Sundry Income	5,315,875		5,653,402	
Utility Charges From Students	1,928,595		2,474,350	
Furniture, Auditorium & House Rent	57,175	7,301,645	56,475	8,184,227
<b>Total Other Income</b>		<b>52,275,504</b>		<b>51,884,517</b>

Note:19 EMPLOYEE BENEFIT EXPENSES

Particulars	For the year ended 31st March 2024		For the year ended 31st March 2023	
Salary & Allowances		52,466,930		50,863,265
Contribution to EPF		3,397,875		3,341,867
Contribution to ESI		199,906		197,619
Contribution for Leave Encashment		1,508,821		73,502
Staff Welfare Expenses		380,555		161,756
Contribution to Gratuity Fund		5,231,728		-
<b>Total Employee Benefit Expenses</b>		<b>63,185,815</b>		<b>54,638,009</b>

h  
21/09/24

*Deewanki*

*B. Upam*



Particulars

For the year ended  
31st March 2024

For the year ended  
31st March 2023

**Office & Administrative Expenses**

Bank Charges			
Entertainment & Function Expenses			
Generator Running Expenses	35,991		
Legal & Professional Expenses	303,457		47,130
Loss on Maturity of Bond	130,927		446,911
Miscellaneous Expenses	380		56,948
News Papers & Periodicals	2,930,297		78,020
Postage, Telegrams & Telephone Expenses	369,606		-
Printing & Stationery Expenses	22,060		495,466
Remuneration of Statutory Auditor & Expenses	384,050		21,276
Repairs & Maintenance Expenses	22,138		669,035
Security Charges	116,975		145,044
Subscription / Annual Membership Fee	4,344,593		79,462
Travelling & Conveyance Expenses	566,400		7,211,877
Vehicle Running & Maintenance Expenses	385,067		566,400
Water & Electricity Expenses	357,666		315,758
Insurance Premium	1,188,721		302,919
	1,201,147		1,282,366
	189,115	12,548,589	1,388,850
			185,801

**Magazine Publication Expenses**

		163,187		13,293,263
				112,090

**Educational Expenses**

Scholarship & Fellowship	85,368		59,350	
Examination Expenses	3,030,316		1,178,760	
Correspondence Course Expenses	6,109,391		5,497,335	
Acharya Kalu Kanya Mahavidhyalaya Expenses	88,223		206,020	
Seminar, Conference & Other Expenses	782,280		80,070	
Convocation Expenses	3,203,136		727,817	
Certification Course Expenses	44,500		-	
Books & Journal Expenses	128,663		80,259	
B.Ed./ M.Ed Course Expenses	326,950		1,150	
Expenses Against Grant Received for Specific Projects & Objectives	1,805,627		1,155,039	
Project Expenses	241,278		344,801	
NSS Programme Expenses	142,000		142,000	
Registration Fees	11,450		-	
Mess Expenses	1,592,530		2,215,175	
SOL Expenses	152,164		-	
NAAC Expenses	54,931		5,000	
Student Insurance	4,750		-	
NCC Programme Expenses	4,510	17,808,067	11,810	11,704,586

**Acharya Mahaprajna Medical College & Hospital of Naturopathy and Yoga Expenses**

Salary & Allowances	3,417,949		205,484	
Staff Welfare Expenses	137,199		-	
Plantation Expenses	295,320		1,576,628	
Medical Expenses	542,448		-	
Advertisement Expenses	20,030		-	
Campus Development Expenses	99,030		-	
Housekeeping Expenses	70,854		-	
News Papers & Periodicals	190		-	
Office Expenses	95,204		-	
Printing & Stationery Expenses	5,660		-	
Repairs & Maintenance Expenses	19,430		-	
Generator Running Expenses	21,960		-	
Travelling & Conveyance Expenses	24,728		-	
Water & Electricity Expenses	340,811		-	
Preliminary Expenses	-	5,090,813	449,329	2,231,441

**Total Other Expenses**

		35,610,656		27,341,380
--	--	------------	--	------------

**ote:21 ADDITIONAL INFORMATION TO THE FINANCIAL STATEMENTS**

As at 31st March 2024 As at 31st March 2023

21.1 Capital commitments and contingent liability :

Sl.	Particulars	Amount (in Rs. Lacs) as at	
		31/03/2024	31/03/2023
1.1	Estimated amount of unexecuted capital contracts (Net of advances and deposits)	Nil	Nil
1.2	Claims against the institute not acknowledged as debts (Amount paid but shown as Other Current Assets. Refer Note No. 16)	70.00	70.00

21.2 In pursuance of order passed by Rajasthan High Court, Jodhpur in the case of claim lodged by M/s Matharoo Associates for Rs. 70.00 lacs, the Institute has deposited Rs. 70.00 lacs with Additional District Judge, Merta, District Nagaur. The ADJ Merata has thereafter made an auto renewable FDR of Rs. 70.00 lacs in the name of M/s Matharoo Associates. The institute has shown the said Rs. 70.00 lacs under 'Other Current Assets' as 'Claim deposited under protest'. In the event, the appeal is decided in favor of the Institute, the Institute will get back Rs. 70.00 lacs with interest and if it is decided against the Institute, it shall be treated as expenditure in the year of final decision.


21.3 In the opinion of the Management, all the current assets, loans and advances and deposits given have a realizable value equal to the value stated in the books of accounts and accordingly they have been shown as good, unless otherwise stated.

21.4 In the opinion of the Management, realizable value of each of the Property, Plant & Equipment of the University is greater than their respective book value and hence there is no "impairment in the value of the fixed assets" at the year-end.

*[Signature]*  
21/09/24

*[Signature]*  
21/9/24

*[Signature]*



- 21.5 The premium amount is calculated on the basis of YTM prevailing in the market. The premium paid is not exactly loss. It's the price calculated for YTM purpose.
- 21.6 Previous year figures have been regrouped/rearranged wherever necessary, to make them comparable with the figures of current year.
- 21.7 Figures have been rounded off to the nearest rupee.

**Note: 22 DISCLOSURES UNDER ACCOUNTING STANDARDS**

**22.1 Related Party Disclosures (As required under AS-18)**

The institute has not entered into any related party transactions during current year with the related parties as define in AS-18.

**22.2 Deferred Tax(AS-22)**

At present institute's income is exempt from levy of income tax as per the provisions of prevailing taxation laws. Accordingly , no provision for income tax/deferred !

**Signatures to Notes 1 to 22.2**

As per our Report of even date  
For M. K. Borar & Company  
Chartered Accountants

(Surendra Shah)  
Proprietor  
M.No. 073411

Place: Jaipur  
Date: 21.09.2024



For and on behalf of the board  
Jain Vishva Bharati Institute

(Rakesh Kumar Jain)  
Finance Officer

(Dr. Ajay Pal Kumar)  
Registrar

(B. R. Dugar)  
Vice Chairman

# JAIN VISHVA BHARATI INSTITUTE

## Statement of Income and Expenditure for the year ended on 31st March, 2024


Particulars	Note No.	For the year ended 31st March 2024	For the year ended 31st March 2023
I. Revenue from Operations	17	106,888,893	70,611,334
II. Other Income	18	52,275,504	51,884,517
<b>III. Total Income (I +II)</b>		<b>159,164,397</b>	<b>122,495,851</b>
<b>IV. Expenses:</b>			
Employee benefit expenses	19	63,185,815	54,638,009
Finance costs	-	-	-
Depreciation and amortization expenses	9	11,002,154	7,508,086
Other expenses	20	35,610,656	27,341,380
<b>Total Expenditure</b>		<b>109,798,625</b>	<b>89,487,475</b>
V. Surplus / (Deficit) for the period (III -IV)		49,365,771	33,008,376
<b>OTHER NOTES AND SIGNIFICANT ACCOUNTING POLICIES</b>	1-2, 21-22		

The accompanying notes are an integral part of the Financial Statements.

As per our Report of even date

For N. K. Borar & Company


Chartered Accountants

  
(Surendra Shah)

Proprietor


M.No. 073411




  
(Rakesh Kumar Jain)  
Finance Officer

For and on behalf of the board

Jain Vishva Bharati Institute

  
(Dr. Ajay Pal Kaushik)  
Registrar

  
(B. R. Dugar)  
Vice Chancellor

Place: Jaipur

Date: 21.09.2024

**INDEPENDENT AUDITOR'S REPORT**

**To the Members of Jain Vishva Bharati Institute**

***Opinion***

We have audited the financial statements of **Jain Vishva Bharati Institute**, (Institute) which comprise the Balance Sheet at March 31, 2024, the Income and Expenditure Account, Cash Flow Statement for the year then ended and notes to the financial statements including a summary of significant accounting policies.

In our opinion, the accompanying financial statements give a true and fair view of the financial position of the institute as at March 31, 2024, and of its financial performance for the year then ended in accordance with the Accounting Standards issued by the Institute of Chartered Accountants of India (ICAI).

***Basis for Opinion***

We conducted our audit in accordance with the Standards on Auditing (SAs) issued by ICAI. Our responsibilities under those standards are further described in the Auditor's Responsibilities for the Audit of the Financial Statements section of our report. We are independent of the institute in accordance with the ethical requirements that are relevant to our audit of the financial statements and we have fulfilled our other ethical responsibilities in accordance with these requirements. We believe that the audit evidence we have obtained is sufficient and appropriate to provide a basis for our opinion.

***Responsibilities of Management and those charged with governance for the Financial Statements***

Board of Managing Committee (Board) is responsible for the preparation and fair presentation of the financial statements in accordance with the aforesaid Accounting Standards and for such internal control as board determines is necessary to enable the preparation of financial statements that are free from material misstatement, whether due to fraud or error.

In preparing the financial statements, board is responsible for assessing the institute's ability to continue as a going concern, disclosing as applicable, matters related to going concern and using the going concern basis of accounting unless board either intends to liquidate the institute or to cease operations or has no realistic alternative but to do so.

Those charged with governance are responsible for overseeing the institute's financial reporting process.

***Auditor's Responsibilities for the Audit of the Financial Statements***

Our objectives are to obtain reasonable assurance about whether the financial statements as a whole are free from material misstatement, whether due to fraud or error, and to issue an auditor's report that includes our opinion. Reasonable assurance is a high level of assurance, but is not a guarantee that an audit conducted in accordance with SAs will always detect a material misstatement when it exists. Misstatements can arise from fraud or error and are considered material if, individually or in the aggregate, they could reasonably be expected to influence the economic decisions of users taken on the basis of these financial statements.

As part of an audit in accordance with SAs, we exercise professional judgment and maintain professional skepticism throughout the audit. We also:



(2)


- Identify and assess the risk of material misstatement of financial statements, whether due to fraud or error, design and perform audit procedures responsive to those risks, and obtain audit evidence that is sufficient and appropriate to provide a basis for our opinion. The risk of not detecting a material misstatement resulting from fraud is higher than from one resulting from error, as fraud may involve collusion, forgery, intentional omissions, misrepresentations, or the override of internal control.
- Obtain an understanding of internal control relevant to the audit in order to design audit procedures that are appropriate in the circumstances, but not for the purpose of expressing an opinion on the effectiveness of institute's internal control.
- Evaluate the appropriateness of accounting policies used and the reasonableness of accounting estimates and related disclosures made by the board.
- Conclude on the appropriateness of management's use of the going concern basis of accounting and based on the audit evidence obtained, whether a material uncertainty exists related to events or conditions that may cast significant doubt on institute's ability to continue as a going concern. If we conclude that a material uncertainty exists, we are required to draw attention in our auditor's report to the related disclosures in the financial statements or if such disclosures are inadequate to modify our opinion. Our conclusions are based on the audit evidence obtained up to the date of our auditor's report. However, future events or conditions may cause the institute to cease to continue as a going concern.

We communicate with those charged with governance regarding, among other matters, the planned scope and timing of the audit and significant audit findings including any significant deficiencies in internal control that we identify during our audit.

Place: Jaipur  
Dated: 21.09.2024



For N.K. Borar & Co.  
Chartered Accountants  
FRN : 004844C

  
(Surendra Shah)  
Proprietor  
M. No. 073411

UDIN : 24073411BKFEER5434

**JAIN VISHVA BHARATI INSTITUTE**  
Balance Sheet as at 31st March, 2024

Particulars	Note No.	As At 31st March 2024	As At 31st March 2023
<b>I. EQUITY AND LIABILITIES</b>			
(1) Capital Funds	3	281,791,792	282,875,997
(2) Reserves and Surplus	4	298,174,553	248,808,781
(3) Non-Current Liabilities			
(a) Long-term borrowings	-	-	-
(b) Deferred income	5	24,034,666	27,037,990
(c) Other Long term liabilities	6	5,217,460	7,863,806
(d) Long term provisions	-	-	-
(4) Current Liabilities			
(a) Short-term borrowings	-	-	-
(b) Trade payables	7	1,796,064	1,755,824
(c) Other current liabilities	8	2,577,017	1,568,118
(d) Short-term provisions	-	-	-
<b>Total</b>		<b>613,591,551</b>	<b>569,910,516</b>
<b>ASSETS</b>			
(1) Non-current assets			
(a) Property, Plant & Equipment			
(i) Tangible assets	9	137,382,729	68,419,519
(ii) Intangible assets	9	95,403	27,631
(iii) Capital work-in-progress	9	4,859,276	73,053,604
(iv) Intangible assets under development		-	-
(b) Non-current investments	10	421,126,219	378,577,402
(c) Deferred tax assets (net)	-	-	-
(d) Long term loans and advances	-	-	-
(e) Other non-current assets	11	128,300	128,300
(2) Current Assets			
(a) Current investments	-	-	-
(b) Inventories	12	661,716	680,459
(c) Trade receivables	13	1,621,265	3,036,960
(d) Cash and cash equivalents	14	21,190,938	24,454,396
(e) Short-term loans and advances	15	9,906,087	2,543,406
(f) Other current assets	16	16,619,618	18,988,839
<b>Total</b>		<b>613,591,551</b>	<b>569,910,516</b>
<b>OTHER NOTES AND SIGNIFICANT ACCOUNTING POLICIES</b>	1-2, 21-22		

The accompanying notes are an integral part of the Financial Statements.

As per our Report of even date  
For N. K. Borar & Company  
Chartered Accountants

(Surendra Shah)  
Proprietor  
M.No. 073411



(Rakesh Kumar Jain)  
Finance Officer

(Dr. Ajay Patil Katišhik)  
Registrar

(B. R. Dugar)  
Vice Chancellor

For and on behalf of the board  
Jain Vishva Bharati Institute

Place: Jaipur  
Date: 21.03.2024