

This is to certify that the below mentioned year wise income amounts (in L) are extracted from the audited books of accounts of JAIN VISHVA BHARATI INSTITUTE. The amounts are highlighted with the color mentioned in (G) in the audited books.

Income Heads (A)	2018-19 (B)	2017-18 (C)	2016-17 (D)	2015-16 (E)	2014-15 (F)	Highlighted color in Audited Statement (G)
Grants for research projects sponsored by the government agencies	24.51	6.58	5.12	6.15	6.28	Pink
Revenue generated from consultancy and corporate training during the last five years*	13.46	3.5	39.9	49	27.84	Orange
Funds / Grants received from government bodies during the last five years for development and and maintenance of infrastructure	0.917	26.925	142.07	105.75	140.38	Green
Funds / Grants received from non-government bodies, individuals, philanthropists	22.615	8.16	4.6	74.24	21.43	Orange

*The consultancy services agreed based on receivable of kind has been highlighted in fixed assets.

Registrar

Attested

 Registrar
 Jain Vishva Bharati Institute
 Ladnun-341206
 Rajasthan (India)


 Finance Officer 23/11/2020

Finance Officer
 Jain Vishva Bharati Institute
 Ladnun-341206
 Rajasthan (India)

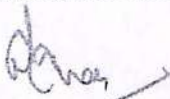
JAIN VISHVA BHARATI INSTITUTE

Statement of Income and Expenditure for the year ended on 31st March, 2018

Particulars	Note No.	For the year ended 31st March 2018 ₹	For the year ended 31st March 2017 ₹
I. Revenue from Operations	17	70,571,346	60,370,464
II. Other Income	18	32,635,450	44,294,011
III. Total Income (I + II)		103,206,796	104,664,475
IV. Expenses:			
Employee benefit expenses	19	50,417,022	44,702,980
Finance costs	-	-	-
Depreciation and amortization expenses	9	12,343,010	13,725,880
Other expenses	20	23,081,623	33,271,188
Total Expenditure		85,841,655	91,700,048
V. Surplus / (Deficit) for the period (III - IV)		17,365,141	12,964,427
OTHER NOTES AND SIGNIFICANT ACCOUNTING POLICIES	1-2, 21-22		

The accompanying notes are an integral part of the Financial Statements.

As per our Report of even date
For N. K. Borar & Company
Chartered Accountants

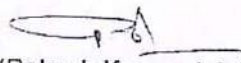

(Surendra Shah)
Partner


M.No. 073411

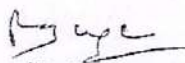
Place: Jaipur

Date: 29.08.2018

For and on behalf of the board
Jain Vishva Bharati Institute



(Rakesh Kumar Jain)
Finance Officer


(Vinod Kumar Kakkar)
Registrar


(B. R. Dugar)
Vice Chancellor

Attested

23/11/2020
Finance Officer
Jain Vishva Bharati Institute
Ladnun - 341306 (Rajasthan)

Attested

Registrar
Jain Vishva Bharati Institute
Ladnun-341306
Rajasthan (India)

Note:13 TRADE RECEIVABLES

Particulars	As at 31st March 2018	As at 31st March 2017
	₹	₹
<u>Unsecured, considered good</u>		
Outstanding for a period exceeding six months from the date they were due for payment	4,200	-
Other debts	-	2,018,040
Total Trade Receivables	4,200	2,018,040

Note:14 CASH AND CASH EQUIVALENTS

Particulars	As at 31st March 2018	As at 31st March 2017
	₹	₹
<u>Balances with Banks</u>		
In Current Accounts	2,339,400	3,336,033
In Saving Accounts	15,012,984	9,534,212
Cash In Hand	263,598	126,400
Total Cash and Cash Equivalents	18,615,982	12,996,645

Note:15 SHORT TERM LOANS & ADVANCES

Particulars	As at 31st March 2018	As at 31st March 2017
	₹	₹
<u>Advances Recoverable in cash or in kind or for value to be received (considered good unless otherwise stated)</u>		
Advance to Staff	29,356	4,400
Advance to Others	294,549	303,585
<u>Balance with Revenue Authorities</u>		
Tax Deducted at Source	293,654	279,243
Total Short Term Loans & Advances	617,559	587,228

Note:16 OTHER CURRENT ASSETS

Particulars	As at 31st March 2018	As at 31st March 2017
	₹	₹
Grant in Aid Receivable	183,210	83,724
Prepaid Expenses	179,431	200,500
TDS Receivable from Oriental Bank of Commerce	-	6,625
Interest Accrued but not due	2,797,968	3,952,039
Total Other Current Assets	3,160,609	4,242,868

Note:17 REVENUE FROM OPERATIONS

Particulars	For the year ended 31st March 2018	For the year ended 31st March 2017
	₹	₹
<u>Fees Realised from Students</u>		
(a) Tuition Fee	70,404,496	60,250,164
(b) Other Fee	166,850	120,300
Total Revenue From Operations	70,571,346	60,370,464

Note:18 OTHER INCOME

Particulars	For the year ended 31st March 2018	For the year ended 31st March 2017
	₹	₹
Donation Received	816,353	460,001
<u>Interest Received</u>		
On Investments with Banks, PSUs / Govt. of India	16,869,878	15,309,584
On Saving Bank Accounts	638,441	807,235
On Income Tax Refund	-	29,162
Total Interest Received	17,508,319	16,145,981
<u>Grant Received for Specific Project & Object</u>		
A) Grants received from UGC		
Development of Sports Infrastructure & Equipments	264,505	85,495
3rd Indian Social Work Congress	-	481,201
XII Plan General Development Scheme	1,680,465	13,603,136
Total Grant Received	1,944,970	14,169,832

Handwritten initials/signature.

Attested
 23/11/2018
 Finance Officer
 Jain Vishva Bharati Institute
 Ladnun - 341306 (Rajasthan)

Attested
 Registrar
 Jain Vishva Bharati Institute
 Ladnun-341306
 Rajasthan (India)

B) Grant received from Indian Council of Social Science Research			
Anekant & Western Philosophy (Prof. Anil Dhar)	-		3,375
Uttar Madhya Bhartiya Abhilekho Ka Bhawastik			2,440
Vishlesar (Samni Sangeet Pragyaa)	255,486		255,486
Major Research for Nagaur	-		120,000
			125,815
C) Grant received from Indian Council of Philosophical Research			
Panch Kapabhashya (Kusum Pragyaa)	68,619		-
Yogesh Jain Shastra Varta Samuccaya	-		330,562
Jain Yog Sandarb Kosh	139,199		-
Puran Kosh of Medieval Time (Yogesh Jain)	60,667		-
			330,562
D) Grant received from Indian Council of Historical Research			
Jainclara Darshanik Matvad Kosh			133,966
			56,034
E) Grant received from Rashtiya Sanskrit Sansthan New Delhi			
Three Days National Seminar			37,500
F) National Service Scheme of State Govt.			
		90,000	-
G) National Mission for Manuscripts			
		657,514	3,350,641
			-
			14,719,743
Grant Transferred from Deferred Income Equivalent to Depreciation for the year		6,812,767	7,751,303
Miscellaneous Income			
Sundry Income	1,222,785		2,069,528
Sale of Forms & Prospectus	105,470		60,250
Utility Charges From Students	2,606,935		2,856,275
Profit on Sale of Fixed Assets	-		505
Furniture, Canteen & House Rent	212,180	4,147,970	210,425
			5,216,983
Total Other Income		32,635,450	44,294,011


Note:19 EMPLOYEE BENEFIT EXPENSES


Particulars	For the year ended	
	31st March 2018	31st March 2017
	₹	₹
Salary & Allowances	42,597,250	35,386,850
Contribution to EPF	4,262,510	4,289,918
Contribution to ESI	223,459	-
Contribution for Leave Encashment	1,500,167	3,060,118
Staff Welfare Expenses	123,525	178,959
Contribution to Gratuity Fund	1,710,111	1,787,135
Total Employee Benefit Expenses	50,417,022	44,702,980

Note:20 OTHER EXPENSES

Particulars	For the year ended	
	31st March 2018	31st March 2017
	₹	₹
Office & Administrative Expenses		
Advertisement Expenses	20,000	75,301
Audit Expenses	13,952	12,165
Bank Charges	119,560	43,256
Cable Expenses	6,142	22,604
Canteen Expenses (Net)	10,348	352,593
Entertainment & Function Expenses	308,383	380,665
Generator Running Expenses	119,837	99,031
Legal & Professional Expenses	53,410	55,220
Miscellaneous Expenses	566,708	723,981
Newspapers & Periodicals	50,324	45,912
Postage, Telegrams & Telephone	207,193	163,192
Printing & Stationery Expenses	290,772	880,009
Promotional Expenses	-	10,050
Remuneration of Statutory Auditor	30,000	30,000
Repairs & Maintenance	1,065,087	1,387,244
Security Charges (Net)	750,875	960,677
Subscription / Annual Membership Fee	125,106	130,646
Sundry Balances W/off	6,625	136,891
Travelling Expenses	919,829	980,971
Vehicle Running & Maintenance	1,183,268	975,716
Water & Electricity Expenses	1,235,270	1,420,445
Insurance Premium	250,244	144,533
	7,334,973	9,031,202
Magazine Publication Expenses	73,327	93,480

[Handwritten signature]

Attested

 23/11/2020
 Finance Officer
 Jain Vishva Bharati Institute
 Ladnun - 341306 (Rajasthan)

Attested

 Registrar
 Jain Vishva Bharati Institute
 Ladnun-341306
 Rajasthan (India)

JAIN VISHVA BHARATI INSTITUTE

Statement of Income and Expenditure for the year ended on 31st March, 2017

Particulars	Note No.	For the year ended 31st March 2017	For the year ended 31st March 2016
I. Revenue from Operations	17	60,370,464	45,067,078
II. Other Income	18	44,294,011	48,708,656
III. Total Income (I + II)		104,664,475	93,775,734
<i>IV. Expenses:</i>			
Employee benefit expenses	19	44,702,980	53,512,976
Finance costs	-	-	-
Depreciation and amortization expenses	9	13,725,880	12,952,169
Other expenses	20	33,271,188	35,632,390
Total Expenditure		91,700,048	102,097,535
V. Surplus / (Deficit) for the period (III -IV)		12,964,427	(8,321,801)
OTHER NOTES AND SIGNIFICANT ACCOUNTING POLICIES	1-2, 21-22		

The accompanying notes are an integral part of the Financial Statements.

As per our Report of even date
For N. K. Borar & Company
Chartered Accountants

For and on behalf of the board
Jain Vishva Bharati Institute

(S Surendra Shah)


Partner

M.No. 073411


Place: Jaipur

Date:





(Rakesh Kumar Jain)

Finance Officer


(Vinod Kumar Kakkar)

Registrar



(B. R. Dugar)

Vice Chancellor

Attested

23/11/2017

Finance Officer
Jain Vishva Bharati Institute
Ladnun - 341306 (Rajasthan)

Attested

Registrar
Jain Vishva Bharati Institute
Ladnun-341306
Rajasthan (India)

Note:5 DEFERRED INCOME

Particulars	As at 31st March 2017		As at 31st March 2016	
Balance as per Last Account		54,099,432		53,798,030
Add : Grant received during the year for depreciable fixed assets:				
From UGC				
XII Plan General Development Scheme		9,265,108		7,130,435
Less : Depreciation For The Year [as per Note 9 (I)]		(7,621,477)		(6,659,570)
Less : Depreciation For The Year [as per Note 9 (III)]		(41,878)		(49,573)
Less : Depreciation For The Year [as per Note 9 (IV)]		(87,948)		(119,890)
Total Deferred Income		55,613,237		54,099,432

Note:6 OTHER LONG TERM LIABILITIES

Particulars	As at 31st March 2017		As at 31st March 2016	
Security Deposit (Payable)		2,905,622		2,430,382
Total Other Long Term Liabilities		2,905,622		2,430,382

Note: 7 TRADE PAYABLES

Particulars	As at 31st March 2017		As at 31st March 2016	
Sundry Creditors for Expenses		7,804,598		4,342,120
Payable to Staff		183,630		98,060
Total Trade Payables		7,788,228		4,440,180

Note: 8 OTHER CURRENT LIABILITIES

Particulars	As at 31st March 2017		As at 31st March 2016	
Statutory Dues Payable				
TDS Payable		250,977		272,397
CPF Payable		642,694		617,427
Payable to Students		893,671		669,824
Oriental Bank of Commerce (Temporary Book Overdraft)		17,900		6,100
Unutilized Grant-in-Aid		447,383		-
Total Other Current Liabilities		5,390,070		7,305,411
		6,749,024		8,201,335

Note:10 NON CURRENT INVESTMENTS

Particulars	As at 31st March 2017		As at 31st March 2016	
Fixed Deposit with Scheduled Banks				
Oriental Bank of Commerce, Ladnun (FDR Valued Rs. 35.00 Lakhs (P. Y. Rs. 35.00 Lakhs) are pledged with Bank to avail Overdraft Facility)		39,681,315		16,212,315
Panjab National Bank		7,500,000		16,212,315
Bonds of Public Sector Undertakings / Govt. of India				
IFCI Bond		30,000,000		30,000,000
Bank of Maharashtra Bond		10,000,000		10,000,000
Dena Bank		10,000,000		-
Neelachal Ispat Nigan Ltd.		5,000,000		-
Andhra Bank Bond		10,000,000		10,000,000
Fixed Deposit with Others				
HDFC Ltd. Jaipur		5,000,000		10,000,000
LIC Housing Finance Limited		48,000,000		48,000,000
PNB Housing Finance Ltd.		25,000,000		25,000,000
Gruh Finance Ltd.		-		15,000,000
Total Non Current Investments		190,181,315		164,212,315

Note:11 LONG TERM LOANS & ADVANCES


Particulars	As at 31st March 2017		As at 31st March 2016	
Unsecured, considered good				
Security Deposit (Receivable)		130,800		230,800
Total Long Term Loans & Advances		130,800		230,800

Note:12 INVENTORIES

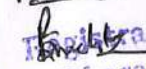
Particulars	As at 31st March 2017		As at 31st March 2016	
Inventory at the end of the year (As taken, valued & certified by the management)				
Books & Publications		441,159		555,513
Total Inventories		441,159		555,513

[Handwritten signature]

[Handwritten signature]

Attested

 23/11/2020
 Finance Officer
 Jain Vishva Bharati Institute
 Ladnun - 341306 (Rajasthan)



Attested

 In-charge
 Jain Vishva Bharati Institute
 Ladnun-341306
 Rajasthan (India)

Note:13 TRADE RECEIVABLES

Particulars	As at 31st March 2017		As at 31st March 2016	
Unsecured, considered good				
Outstanding for a period exceeding six months from the date they were due for payment		-		50,005
Other debts		2,018,040		1,659,120
Total Trade Receivables		2,018,040		1,709,125

Note:14 CASH AND CASH EQUIVALENTS

Particulars	As at 31st March 2017		As at 31st March 2016	
Balances with Banks				
In Current Accounts		912,714		1,309,560
In Saving Accounts		11,957,531		11,145,441
		12,870,245		12,455,001
Cash In Hand		126,400		257,900
Total Cash and Cash Equivalents		12,996,645		12,712,901

Note:15 SHORT TERM LOANS & ADVANCES

Particulars	As at 31st March 2017		As at 31st March 2016	
Advances Recoverable in cash or in kind or for value to be received (considered good unless otherwise stated)				
Advance to Staff		4,400		240
Advance to Others		303,585		440,193
		307,985		440,433
Balance with Revenue Authorities				
Tax Deducted at Source		279,243		563,764
Total Short Term Loans & Advances		587,228		1,004,197

16 OTHER CURRENT ASSETS

Particulars	As at 31st March 2017		As at 31st March 2016	
Grant in Aid Receivable		83,724		354,670
Prepaid Expenses		200,500		47,664
Water And Electricity Charges Recoverable		-		8,922
TDS Receivable from Oriental Bank of Commerce		6,625		-
Interest Accrued but not due		3,952,039		2,016,269
Total Other Current Assets		4,242,888		2,427,725

7 REVENUE FROM OPERATIONS

Particulars	For the year ended 31st March 2017		For the year ended 31st March 2016	
Fees Realised from Students				
(a) Tuition Fee		60,250,164		43,609,528
(b) Other Fee		120,300		1,457,550
Total Revenue From Operations		60,370,464		45,067,078

OTHER INCOME

Particulars	For the year ended 31st March 2017		For the year ended 31st March 2016	
Donation Received		460,001		7,424,711
Interest Received				
On Investments with Banks, PSUs / Govt. of India		15,309,584		15,790,693
On Saving Bank Accounts		807,235		353,140
On Income Tax Refund		29,162		45,972
		16,145,981		16,169,805
Grant Received for Specific Project & Object				
(i) Grants received from UGC				
Development of Sports Infrastructure & Equipments		85,495		350,000
World Indian Social Work Congress		481,201		150,000
Global Right Philosphical Base Problem & Prospects		-		300,000
II Plan General Development Scheme		13,603,136		775,910
		14,169,832		10,575,910

[Handwritten signature]

Attested
23/11/2017

Attested
Registrar
Jain Vishva Bharati Institute
Ladnun-341006
Rajasthan (India)

Finance Officer
Jain Vishva Bharati Institute
Ladnun-341006 (Rajasthan)
Jain Vishva Bharati Institute



B) Grant received from Indian Council of Social Science Research				
Anekant (A Dialogue on Human Concerns)	-	-	200,000	-
Anekant & Western Philosophy (Prof. Anil Dhar)	3,375	-	-	-
Uttar Madhya Bhartiya Abhilekho Ka Bhawastik Vishlesar (Samni Sangeet Pragma)	2,440	-	-	-
Major Research for Nagaur	120,000	125,615	120,000	320,000
C) Grant received from Indian Council of Philosophical Research				
World Philosophy Day	-	-	20,000	-
Yogesh Jain Shastra Varta Samuccaya	330,562	-	-	-
International Conference of Science and Jain Philosophy	-	330,562	180,000	200,000
D) Grant received from Indian Council of Historical Research				
Jainetara Darshanik Matvad Kosh	56,034	14,682,243	95,000	11,190,910
E) Grant received from Rashtriya Sanskrit Sansthan, New Delhi				
Three Days National Seminar	-	37,500	-	-
Grant Transferred from Deferred Income Equivalent to Depreciation for the year	-	7,751,303	-	6,629,033
Miscellaneous Income				
Sundry Income	2,069,528	-	2,669,867	-
Sale of Forms & Prospectus	80,250	-	109,600	-
Utility Charges From Students	2,856,275	-	2,060,650	-
Profit on Sale of Fixed Assets	505	-	-	-
Advertisement Receipts	-	-	2,150,000	-
Furniture, Canteen & House Rent	210,425	5,216,983	84,080	7,074,197
Total Other Income		44,294,011		48,708,656

Note:19 EMPLOYEE BENEFIT EXPENSES

Particulars	For the year ended 31st March 2017	For the year ended 31st March 2016
Salary & Allowances	35,366,850	37,432,375
Contribution to EPF	4,289,918	3,920,453
Contribution for Leave Encashment	3,050,118	3,431,611
Staff Welfare Expenses	178,959	26,692
Contribution to Gratuity Fund	1,787,135	8,701,845
Total Employee Benefit Expenses	44,702,980	53,512,976

Note:20 OTHER EXPENSES

Particulars	For the year ended 31st March 2017	For the year ended 31st March 2016
Office & Administrative Expenses		
Advertisement Expenses	75,301	181,120
Audit Expenses	12,165	21,151
Bank Charges	43,256	48,676
Cable Expenses	22,604	5,840
Canteen Expenses (Net)	352,593	337,406
Entertainment & Function Expenses	380,665	495,994
Generator Running Expenses	99,031	99,992
Legal & Professional Expenses	55,220	97,352
Miscellaneous Expenses	723,981	167,472
Newspapers & Periodicals	45,912	40,696
Postage, Telegrams & Telephone	163,182	185,790
Printing & Stationery Expenses	880,009	531,904
Promotional Expenses	10,050	82,610
Remuneration of Statutory Auditor	30,000	30,000
Repairs & Maintenance	1,387,244	1,073,117
Security Charges (Net)	960,677	906,695
Subscription / Annual Membership Fee	130,646	-
Sundry Balances W/off	138,991	-
Travelling Expenses	980,971	4,050
Vehicle Running & Maintenance	975,718	205,792
Water & Electricity Expenses	1,420,445	683,601
Insurance Premium	144,533	1,369,067
	9,031,202	6,871,997

[Handwritten signature]

[Handwritten signature]

Attested

23/11/2020

Finance Officer
Jain Vishva Bharati Institute
Ladnun - 341306 (Rajasthan)

Attested

Registrar
Jain Vishva Bharati Institute
Ladnun-341306
Rajasthan (India)



JAIN VISHVA BHARATI INSTITUTE

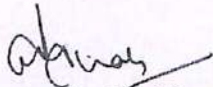
Statement of Income and Expenditure for the year ended on 31st March, 2015

Particulars	Note No.	For the year ended 31st March 2015	For the year ended 31st March 2014
I. Revenue from Operations	18	3,59,76,026	3,21,30,489
II. Other Income	19	4,38,82,335	3,76,10,878
III. Total Income (I +II)		7,98,58,361	6,97,41,367
<i>IV. Expenses:</i>			
Employee benefit expenses	20	3,94,92,032	3,52,12,048
Finance costs	21	5,224	20,342
Depreciation and amortization expenses	9	1,40,75,832	1,39,78,351
Other expenses	22	3,10,02,787	2,29,85,444
Total Expenditure		8,45,75,875	7,21,96,185
Surplus / (Deficit) for the period (III -IV)		(47,17,514)	(24,54,818)
OTHER NOTES AND SIGNIFICANT ACCOUNTING POLICIES	1-2, 23-24		

The accompanying notes are an integral part of the Financial Statements.

As per our Report of even date
For N. K. Borar & Company
Chartered Accountants

For and on behalf of the board
Jain Vishva Bharati Institute

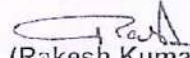

(Surendra Shah)


Partner
VI.No. 073411


Place: Jaipur


Date: 24.07.2015




(Rakesh Kumar Jain)
Finance Officer


(Dr. Anil Dhar)
Registrar


(Samani Charitra Prajna)
Vice Chancellor

Attested

23/11/2020
Finance Officer
Jain Vishva Bharati Institute
Ladnun - 341306 (Rajasthan)

Attested

Registrar
Jain Vishva Bharati Institute
Ladnun-341306
Rajasthan (India)

Note:5 DEFERRED INCOME

Particulars	As at 31st March 2015		As at 31st March 2014	
Balance as per Last Account	5,46,06,265		5,08,63,783	
Add : Grant received during the year for depreciable fixed assets:				
From UGC				
Development Grant From DEC			2,72,550	
Agam Padanukam (M. Res. Prog.) Samani Kusum Praj XII Plan General Development Scheme	3,18,118			
	62,82,823	66,00,941	1,03,81,270	1,06,53,820
Less : Depreciation For The Year [as per Note 9 (I)]	(71,65,303)		(66,60,168)	
Less : Depreciation For The Year [as per Note 9 (III)]	(59,094)		(77,403)	
Less : Depreciation For The Year [as per Note 9 (IV)]	(1,84,779)		(1,73,767)	
		5,37,98,030		5,46,06,265
Total Deferred Income	5,37,98,030		5,46,06,265	

Note:6 OTHER LONG TERM LIABILITIES

Particulars	As at 31st March 2015		As at 31st March 2014	
Security Deposit (Payable)	18,06,358		22,01,622	
Total Other Long Term Liabilities	18,06,358		22,01,622	

Note: 7 TRADE PAYABLES

Particulars	As at 31st March 2015		As at 31st March 2014	
Sundry Creditors for Expenses	29,06,895		7,53,779	
Payable to Staff	2,67,385		2,19,266	
Total Trade Payables	31,74,280		9,73,045	

Note: 8 OTHER CURRENT LIABILITIES

Particulars	As at 31st March 2015		As at 31st March 2014	
Statutory Dues Payable			2,17,400	
TDS Payable	3,62,673		4,67,898	
CPF Payable	5,97,128			
LIC Premium (GSLI)	2,343	9,62,144		6,85,298
Payable to Students	3,000		88,888	
Unutilized Grant-in-Aid	1,11,93,985		4,87,518	
Total Other Current Liabilities	1,21,59,129		12,61,704	

Note:11 NON CURRENT INVESTMENTS

Particulars	As at 31st March 2015		As at 31st March 2014	
Fixed Deposit with Scheduled Banks			68,86,589	
Oriental Bank of Commerce, Ladnun (FDR Valued Rs. 50.00 Lakhs (P. Y. Rs. 25.00 Lakhs) are pledged with Bank to avail Overdraft Facility)	2,53,81,315			
Bonds of Public Sector Undertakings / Govt. of India			2,00,00,000	
IFCI Bond	2,00,00,000			
Fixed Deposit with Others			3,74,00,000	
HDFC Ltd. Jaipur	2,74,00,000		2,50,00,000	
LIC Housing Finance Limited	4,80,00,000		2,00,00,000	
Hudco	2,00,00,000		3,00,00,000	
Gruh Finance Ltd.	1,50,00,000	11,04,00,000		11,24,00,000
Total Non Current Investments	15,57,81,315		13,92,86,589	

Note:12 LONG TERM LOANS & ADVANCES

Particulars	As at 31st March 2015		As at 31st March 2014	
Unsecured, considered good			24,000	
Security Deposit (Receivable)	2,24,000			
Total Long Term Loans & Advances	2,24,000		24,000	

Note:13 INVENTORIES

Particulars	As at 31st March 2015		As at 31st March 2014	
Inventory at the end of the year			3,97,522	
(As taken, valued & certified by the management)				
Books & Publications	6,48,313			
Total Inventories	6,48,313		3,97,522	

Handwritten signature: HJ schup Lunkh

Attested
23/11/2020

Finance Officer
Jain Vishva Bharati Institute
Ladnun - 341306 (Rajasthan)

Attested
Registrar
Jain Vishva Bharati Institute
Ladnun-341306
Rajasthan (India)

Note:14 TRADE RECEIVABLES

Particulars	As at 31st March 2015	As at 31st March 2014
Unsecured, considered good		
Outstanding for a period exceeding six months from the date they were due for payment	52,305	50,790
Other debts	10,62,660	23,75,675
Total Trade Receivables	11,14,965	24,26,465

Note:15 CASH AND CASH EQUIVALENTS

Particulars	As at 31st March 2015	As at 31st March 2014
Balances with Banks		
In Current Accounts	7,30,670	8,64,533
In Saving Accounts	42,25,758	1,13,28,187
Cash In Hand	3,02,777	2,36,154
Total Cash and Cash Equivalents	52,59,205	1,24,30,874

Note:16 SHORT TERM LOANS & ADVANCES

Particulars	As at 31st March 2015	As at 31st March 2014
Advances Recoverable in cash or in kind or for value to be received (considered good unless otherwise stated)		
Advance to Staff	10,971	6,356
Advance to Others	15,22,742	20,555
Balance with Revenue Authorities		
Tax Deducted at Source	8,43,841	3,88,568
Total Short Term Loans & Advances	23,77,554	4,15,479

Note:17 OTHER CURRENT ASSETS

Particulars	As at 31st March 2015	As at 31st March 2014
Grant in Aid Receivable	2,89,670	24,71,215
Prepaid Expenses	2,02,470	1,85,265
Fees Receivable	1,425	-
Interest Accrued but not due	57,04,267	24,06,688
Total Other Current Assets	61,97,832	50,63,168

Note:18 REVENUE FROM OPERATIONS

Particulars	For the year ended 31st March 2015	For the year ended 31st March 2014
Fees Realised from Students		
(a) Tuition Fee	3,43,39,944	3,05,59,459
(b) Other Fee	16,36,082	15,71,030
Total Revenue From Operations	3,59,76,026	3,21,30,489

Note:19 OTHER INCOME

Particulars	For the year ended 31st March 2015	For the year ended 31st March 2014
Donation Received	21,43,909	55,15,868
Interest Received		
On Investments with Banks, PSUs / Govt. of India	1,48,26,364	1,35,55,404
On Saving Bank Accounts	6,17,562	6,09,027
On Income Tax Refund	1,54,43,926	5,754
Grant Received for Specific Project & Object		
A) Grants received from UGC		
Ashok Ka Abitakhan Main Nehit Sanskrit	3,19,059	95,875
Indian Council of Social Science Research		1,00,000
XII Plan General Development Scheme	1,35,76,646	70,40,606
Training on Non Violent Action	3,79,637	1,78,196
Agam Padanukam (M.Research Prog.) Dr. Kuam Praj	3,10,914	1,03,978
B) Development Grant From DEC		
		5,19,450

Handwritten signature and scribbles

Attested.
 23/11/2020
 Finance Officer
 Jain Vishva Bharati Institute
 Ladnun - 341306 (Rajasthan)

Attested.
 Registrar
 Jain Vishva Bharati Institute
 Ladnun - 341306
 Rajasthan (India)

C) National Service Scheme of State Govt.	56,750		1,43,400
D) National Human Right Commission (MSW)	25,000		-
<u>E) Grant from Other Institutions:-</u>			
From G.D. Daga & Co.	-	1,46,67,006	22,000
Grant Transferred from Deferred Income Equivalent to Depreciation for the year		74,09,176	69,11,338
<u>Miscellaneous Income</u>			
Sundry Income	16,63,465		17,39,589
Sale of Forms & Prospectus	99,980		53,710
Utility Charges From Student	17,63,600		8,13,978
Profit on Sale of Fixed Assets	6,23,438		74,113
Furniture & House Rent	67,835	42,18,318	53,360
Total Other Income		4,38,82,335	3,76,10,878

Note:20 EMPLOYEE BENEFIT EXPENSES

Particulars	For the year ended 31st March 2015	For the year ended 31st March 2014
Salary & Allowances	3,36,96,485	2,99,15,718
Contribution to EPF	36,19,325	31,53,319
Contribution for Leave Encashment	9,15,057	9,08,500
Staff Welfare Expenses	1,29,997	70,226
Contribution to Gratuity Fund	11,31,168	11,64,265
Total Employee Benefit Expenses	3,94,92,032	3,52,12,048

Note:21 FINANCE COST

Particulars	For the year ended 31st March 2015	For the year ended 31st March 2014
Interest Paid on OD Account	5,224	20,342
Total Finance Cost	5,224	20,342

Note:22 OTHER EXPENSES

Particulars	For the year ended 31st March 2015	For the year ended 31st March 2014
<u>Office & Administrative Expenses</u>		
Water & Electricity Expenses	16,17,460	15,27,445
Travelling Expenses	2,74,377	2,08,836
Printing & Stationery Expenses	2,04,917	3,18,081
Newspapers & Periodicals	32,596	21,240
Postage, Telegrams & Telephone	1,93,509	2,13,268
Promotional Expenses	2,51,968	18,852
Subscription / Annual Membership Fee	2,14,443	1,64,501
Miscellaneous Expenses	4,92,254	2,75,713
Loss on Sale of Fixed Assets	3,750	82,662
Advertisement Expenses	64,446	2,29,622
Entertainment & Function Expenses	6,20,091	3,68,336
Audit Expenses	26,535	21,753
Remuneration of Statutory Auditor	30,000	30,000
Repairs & Maintenance	10,43,346	6,85,100
Legal & Professional Expenses	55,468	1,00,169
Bank Charges	60,024	45,277
Vehicle Running & Maintenance	6,92,037	3,12,103
Generator Running Expenses	99,960	1,11,069
Cable Expenses	4,560	2,950
Sundry Balances W/off	-	1,22,868
Security Charges	6,76,035	7,87,141
Insurance Premium	1,15,439	1,09,740
Magazine Publication Expenses	1,14,405	57,56,226
<u>Educational Expenses</u>		
Scholarship & Fellowship	3,40,460	2,92,718
Examination Expenses	21,99,200	28,80,608
Correspondence Course Expenses	57,78,418	51,94,258
Acharya Kalu Kanya Mahavidhyalaya Expenses	91,260	34,130
Seminar, Conference & Other Expenses	5,86,105	6,80,559
Books & Journal Expenses	16,039	18,939

Attested

[Signature]
Registrar
Jain Vishva Bharati Institute
Ladnun-341306
Rajasthan (India)



[Handwritten signature]
21/11/2015

Finance Officer
Jain Vishva Bharati Institute
Ladnun - 341306 (Rajasthan)

JAIN VISHVA BHARATI INSTITUTE

Statement of Income and Expenditure for the year ended on 31st March, 2016

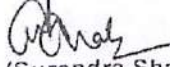
Particulars	Note No.	For the year ended 31st March 2016	For the year ended 31st March 2015
I. Revenue from Operations	18	4,50,67,078	3,59,76,026
II. Other Income	19	4,87,08,656	4,38,82,335
III. Total Income (I +II)		9,37,75,734	7,98,58,361
IV. Expenses:			
Employee benefit expenses	20	5,35,12,976	3,94,92,032
Finance costs	21	-	5,224
Depreciation and amortization expenses	9	1,29,52,169	1,40,75,832
Other expenses	22	3,56,32,390	3,10,02,787
Total Expenditure		10,20,97,535	8,45,75,875
V. Surplus / (Deficit) for the period (III -IV)		(83,21,801)	(47,17,514)
OTHER NOTES AND SIGNIFICANT ACCOUNTING POLICIES	1-2, 23-24		

The accompanying notes are an integral part of the Financial Statements.

As per our Report of even date
For N. K. Borar & Company
Chartered Accountants

For and on behalf of the board
Jain Vishva Bharati Institute

Partner


(Surendra Shah)


Partner

M.No. 073411


Place: Jaipur

Date : 30.07.2016

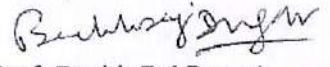



(Rakesh Kumar Jain)

Finance Officer



(Prof. Anil Dhar)

Registrar


(Prof. Bachh Raj Dugar)


Vice Chancellor

Attested


23/11/2020

Finance Officer
Jain Vishva Bharati Institute
Ladnun - 341306 (Rajasthan)

Attested


Registrar
Jain Vishva Bharati Institute
Ladnun-341306
Rajasthan (India)

Note:14 TRADE RECEIVABLES

Particulars	As at 31st March 2016		As at 31st March 2015	
<u>Unsecured, considered good</u>				
Outstanding for a period exceeding six months from the date they were due for payment	50,005			52,305
Other debts	16,59,120			10,62,660
Total Trade Receivables	17,09,125			11,14,965

Note:15 CASH AND CASH EQUIVALENTS

Particulars	As at 31st March 2016		As at 31st March 2015	
<u>Balances with Banks</u>				
In Current Accounts	13,09,560		11,45,444	
In Saving Accounts	1,11,45,441	1,24,55,001	38,10,984	49,55,428
Cash in Hand		2,57,800		3,02,777
Total Cash and Cash Equivalents		1,27,12,901		52,59,205

Note:16 SHORT TERM LOANS & ADVANCES

Particulars	As at 31st March 2016		As at 31st March 2015	
<u>Advances Recoverable in cash or in kind or for value to be received (considered good unless otherwise stated)</u>				
Advance to Staff	240		10,971	
Advance to Others	4,40,193	4,40,433	15,22,742	15,33,713
<u>Balance with Revenue Authorities</u>				
Tax Deducted at Source		5,63,764		8,43,841
Total Short Term Loans & Advances		10,04,197		23,77,554

Note:17 OTHER CURRENT ASSETS

Particulars	As at 31st March 2016		As at 31st March 2015	
Grant in Aid Receivable				2,89,870
Prepaid Expenses	3,54,070			2,02,470
Water And Electricity Charges Recoverable	47,864			
Fees Receivable	8,922			1,425
Interest Accrued but not due		20,18,289		57,04,267
Total Other Current Assets		24,27,725		61,97,832

Note:18 REVENUE FROM OPERATIONS

Particulars	For the year ended 31st March 2016		For the year ended 31st March 2015	
<u>Fees Realised from Students</u>				
(a) Tuition Fee	4,38,09,528		3,43,39,944	
(b) Other Fee	14,57,560		16,35,082	
Total Revenue From Operations	4,50,67,078		3,59,76,026	

Note:19 OTHER INCOME

Particulars	For the year ended 31st March 2016		For the year ended 31st March 2015	
Donation Received		74,24,711		21,43,909
<u>Interest Received</u>				
On Investments with Banks, PSUs / Govt. of India	1,57,90,693		1,48,26,364	
On Saving Bank Accounts	3,53,140		6,17,582	
On Income Tax Refund	45,972	1,61,09,605		1,54,43,926
<u>Grant Received for Specific Project & Object</u>				
<u>A) Grants received from UGC</u>				
Ashok Ka Abilakhan Main Nehil Sanskrit				
Development of Sports Infrastructure	3,50,000			
3rd Indian Social Work Congress	1,50,000			
Tribal Rights: Philosophical Base Problem & Prospects	3,00,000			
XII Plan General Development Scheme	97,75,910			
Training on Non Violent Action				
Agam Padanukam (M.Research Prog.) Dr. Kuam Praj		1,05,75,910		
			1,35,76,646	
			3,79,637	
			3,10,914	1,45,85,265

Attested
 Registrar
 Jain Vishva Bharati Institute
 Ladnun-341309
 Rajasthan (India)



Attested
 23/11/2020

Finance Officer
 Jain Vishva Bharati Institute
 Ladnun - 341309 Rajasthan

B) Grant received from Indian Council of Social Science Research			
Anekant (A Dialogue on Human Concerns)	2,00,000		
Major Research for Nagaur	1,20,000	3,20,000	
C) Grant received from Indian Council of Philosophical Research			
World Philosophy Day	20,000		
International Conference of Science and Jain Philosophy	1,80,000	2,00,000	
D) Grant received from Indian Council of Historical Research			
Jainelara Dashanik Matavad Kosn		95,000	
E) National Service Scheme of State Govt.			
			56,750
F) National Human Right Commission (MSW)			
	1,11,90,910		25,000
			1,46,67,006
Grant Transferred from Deferred Income Equivalent to Depreciation for the year			
	58,29,033		74,09,176
Miscellaneous Income			
Sundry Income	26,69,867		16,63,465
Sale of Forms & Prospectus	1,09,600		99,980
Utility Charges From Student	20,60,650		17,63,600
Profit on Sale of Fixed Assets			6,23,438
Advertisement Receipts	21,50,000		
Furniture & House Rent	84,030	70,74,197	67,835
			42,18,318
Total Other Income		4,87,08,656	4,38,82,335

Note:20 EMPLOYEE BENEFIT EXPENSES

Particulars	For the year ended 31st March 2016	For the year ended 31st March 2015
Salary & Allowances	3,74,32,375	3,36,95,485
Contribution to EPF	39,20,453	36,19,325
Contribution for Leave Encashment	34,31,611	9,15,057
Staff Welfare Expenses	25,592	1,29,997
Contribution to Gratuity Fund	87,01,645	11,31,168
Total Employee Benefit Expenses	5,35,12,976	3,94,92,032

Note:21 FINANCE COST

Particulars	For the year ended 31st March 2016	For the year ended 31st March 2015
Interest Paid on OD Account		5,224
Total Finance Cost		5,224

Note:22 OTHER EXPENSES

Particulars	For the year ended 31st March 2016	For the year ended 31st March 2015
Office & Administrative Expenses		
Water & Electricity Expenses	13,69,057	16,17,460
Travelling Expenses	2,05,792	2,74,377
Printing & Stationery Expenses	5,31,604	2,84,917
Newspapers & Periodicals	40,696	32,596
Postage, Telegrams & Telephone	1,65,790	1,93,509
Promotional Expenses	82,610	2,51,968
Subscription / Annual Membership Fee		2,14,443
Miscellaneous Expenses	1,67,472	4,92,254
Loss on Sale of Fixed Assets		3,750
Advertisement Expenses	1,81,120	64,446
Entertainment & Function Expenses	4,95,994	20,091
Audit Expenses	21,151	26,535
Remuneration of Statutory Auditor	30,000	30,000
Repairs & Maintenance	10,73,117	43,346
Legal & Professional Expenses	97,352	55,468
Bank Charges	48,676	60,024
Vehicle Running & Maintenance	6,83,631	6,92,037
Generator Running Expenses	99,992	99,960
Cable Expenses	5,840	4,560
Canteen Expenses	3,37,406	
Sundry Balances W/off	4,050	
Security Charges	9,06,695	6,76,035
Insurance Premium	3,03,672	1,15,439
	68,71,997	68,53,215

Attested
 Registrar
 Jain Vishva Bharati Institute
 Ladnun-341306
 Rajasthan (India)



Attested
 Finance Officer
 Jain Vishva Bharati Institute
 Ladnun - 341306 (Rajasthan)

Newspapers & Periodicals	47,002		50,324
Postage, Telegrams & Telephone	740,986		207,193
Printing & Stationery Expenses	125,773		290,772
Remuneration of Statutory Auditor	30,000		30,000
Repairs & Maintenance	1,902,011		1,065,097
Security Charges (Net)			750,875
Subscription / Annual Membership Fee	107,187		125,106
Sundry Balances W/off			6,625
Travelling & Conveyance Expenses	727,650		919,829
Vehicle Running & Maintenance	1,396,927		1,183,288
Water & Electricity Expenses	1,021,141		1,235,270
Insurance Premium	302,811	7,689,586	250,244
			7,334,973
Magazine Publication Expenses		91,354	73,327
Educational Expenses			
Scholarship & Fellowship	209,500		302,000
Examination Expenses	2,476,111		2,199,308
Correspondence Course Expenses	8,758,170		8,076,568
Acharya Kalu Kanya Mahavidhyalaya Expenses	319,920		400,195
Seminar, Conference & Other Expenses	381,713		1,711,966
Books & Journal Expenses	34,109		22,704
B.Ed./ M.Ed Course Expenses	156,579		156,827
Expenses Against Grant Received for Specific Projects & Objectives	1,795,059		2,708,515
NSS Programme Expenses	39,844		91,036
Research Project Expenses	962,798		-
NAAC Expenses	886,458		-
NCC Programme Expenses	3,329	16,023,600	4,204
			15,673,323
Total Other Expenses		23,804,540	23,081,623

Note:21 ADDITIONAL INFORMATION TO THE FINANCIAL STATEMENTS

Particulars	As at 31st March 2019	As at 31st March 2018
21.1 Capital commitments and contingent liability :		
SI. Particulars		Amount (in Rs. Lacs) as at
		3/31/2019 3/31/2018
1.1 Estimated amount of unexecuted capital contracts (Net of advances and deposits)		Nil Nil
1.2 Claims against the institute not acknowledged as debts (Amount paid but shown as Other Current Assets. Refer Note No. 16)		70.00 70.00
21.2 In pursuance of order passed by Rajasthan High Court, Jodhpur in the case of claim lodged by M/s Matharoo Associates for Rs. 70.00 lacs, the Institute has deposited Rs. 70.00 lacs with Additional District Judge, Merta, District Nagaur. The ADJ Merta has thereafter made an auto renewable FDR of Rs. 70.00 lacs in the name of M/s Matharoo Associates. The institute has shown the said Rs. 70.00 lacs under 'Other Current Assets' as 'Claim paid under protest'. In the event, the appeal is decided in favor of the Institute, the Institute will get back Rs. 70.00 lacs with interest and if it is decided against the Institute, it shall be treated as expenditure in the year of final decision.		
21.3 In the opinion of the Management, all the current assets, loans and advances and deposits given have a realizable value equal to the value stated in the books of accounts and accordingly they have been shown as good, unless otherwise stated.		
21.4 In the opinion of the Management, realizable value of each of the fixed assets of the University is greater than their respective book value and hence there is no "Impairment in the value of the fixed assets" at the year-end.		
21.5 Previous year figures have been regrouped/rearranged wherever necessary, to make them comparable with the figures of current year.		
21.6 Figures have been rounded off to the nearest rupee.		

Note:22 DISCLOSURES UNDER ACCOUNTING STANDARDS

22.1 Related Party Disclosures (As required under AS-18) As defined in Accounting Standard 18, the institute has not entered into any related transactions during current year.
22.2 Deferred Tax(AS-22) At present institute's income is exempt from levy of income tax as per the provisions of prevailing taxation laws. Accordingly, no provision for income tax/deferred tax is required.

Signatures to Notes 1 to 22.2

As per our Report of even date
For N. K. Borar & Company
Chartered Accountants


(Surenbra Shah)

Proprietor
M.No. 073411



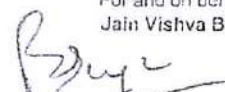
(Rakesh Kumar Jain)

Finance Officer



(Ramesh Kumar Mehta)

Registrar



(B.R. Dugar)


Vice Chancellor

For and on behalf of the board
Jain Vishva Bharati Institute

Place: Jaipur
Date: 01.08.2019

Attest-4

23/11/2020
Finance Officer
Jain Vishva Bharati Institute
Ladnun-341306 (Rajasthan)

Attested

Registrar
Jain Vishva Bharati Institute
Ladnun-341306
Rajasthan (India)